



Dorney School

Writing Challenge





How the Challenge works...

- Step 1
- You choose a topic you are most interested in.
- Step 2
- Over the next 8 weeks and with adult help, you will do a writing task about your topic
- Step 3
- At home, you will make a model related to your topic
- Step 4
- The adults at school will help you to collect up all your work into a project folder and present it, along with your model, to the rest of the school
- But first, prepare your brain by ...



What Kind of Mindset Do You Have?



I can learn anything I want to.
When I'm frustrated, I persevere.
I want to challenge myself.
When I fail, I learn.
Tell me I try hard.
If you succeed, I'm inspired.
My effort and attitude determine everything.



I'm either good at it, or I'm not.
When I'm frustrated, I give up.
I don't like to be challenged.
When I fail, I'm no good.
Tell me I'm smart.
If you succeed, I feel threatened.
My abilities determine everything.


Created by: Reid Wilson @wayfaringpath ©️📧📧📧 Icon from: thenounproject.com

- With a Growth Mindset – you *can* achieve your goals!



Choose your topic

- [Dinosaurs](#)
- [Transport](#)
- [Ancient Egypt](#)
- [Outer Space](#)
- [Outdoor Survival](#)
- [What topic would you like?](#)



Picking your
topic *IS*
research



Begin Making a Model (at home)

Look at example photos of an item to help you...

- Ask for adult help, especially if using dangerous equipment
- Think about being creative with materials – can you recycle?
- Make sure your model is ready in time to show at an assembly





Diary Entry

- Write a diary entry as someone connected to your topic.
- Remember to write in first person
- Include opinions and views
- Write in chronological order
- Include some figurative language...
e.g. similes, metaphors and personification



Make a Poster

Make an eye catching poster about your topic

- Include a diagram
- Use bullet points/ arrows to group key points
- Make it colourful
- Have a large heading





Write a description


- Think of an interesting place related to your project.
- What can you see, hear, smell, feel?
- Write a description of that scene so that another person can picture it...





Write a letter

- Think of someone to write to related to your topic
- Plan what questions and information you might ask them
- Look at example letters to help you

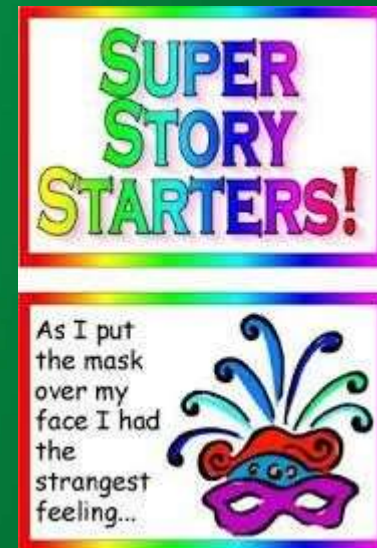




Write a Story

- Think of a problem to write a story about connected to your topic
- Begin by setting the scene and introducing your characters
- You could start a story by using—
dialogue, action, drama, a time,
a description, a character

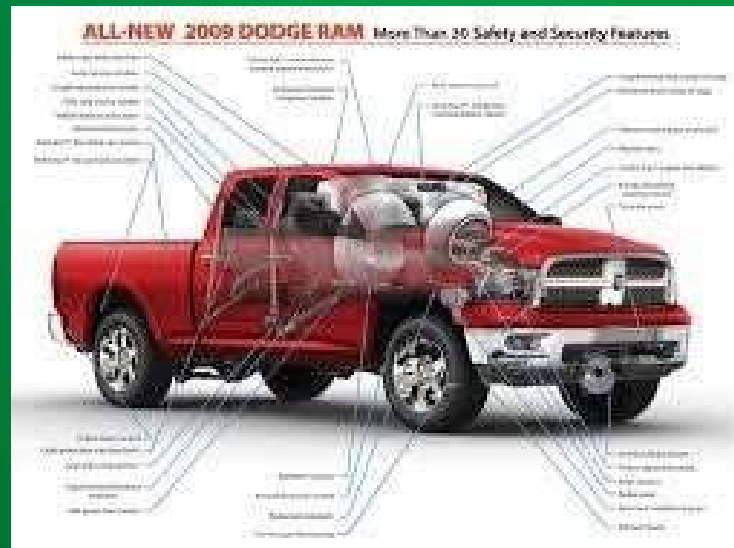
[Click here for some ideas....](#)





Draw a diagram (with labels)

- Draw a labelled diagram of an object related to your topic





Poem

- Use keywords to write a poem about your topic



Planet Earth

To appreciate planet Earth start with its snow capped mountains, where sunbeams morph crystals of ice into gems of glistening light.

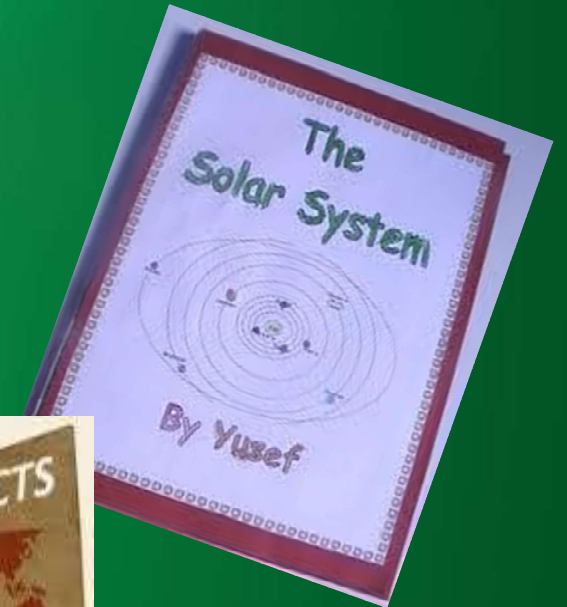
Witness clouds traverse its skies floating on a vista of blue, or a setting sun smear scarlet onto puffs of marshmallow white.

See jungles at its equator, create a sash of vibrant green, and burnt sands ripple its deserts with shifting dunes of tans and creams



Make a project Folder

- Think about how to organise your work
- Make a contents page
- Make a cover/title page
- Add photos and all your writing on your topic





Celebrate your success!

We will share your work at an assembly

Everyone that completes the Project will receive a certificate.

