

Pupil Views of Safeguarding at Dorney School

How does the school curriculum help you to be safe?

We learn about kindness to all
Rec

To be safe when going out for walks, road safety
Year 1

We have school rules
Year 1

On school trips we are safe and together
Year 5

Geography and PSHE teach us about safety
Year 5

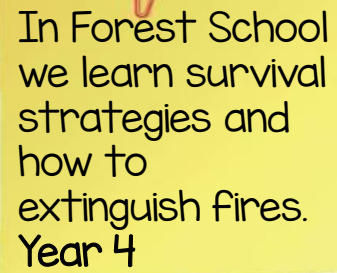
Constant reminders about online safety before and during lessons
Year 6

During PSHE we are taught how to be respectful and empathetic
Year 6

PC Angela comes into school and talks to us about keeping safe
Year 6

PSHE lessons teach us to be safe
Year 3

RE lessons make sure no one can make fun of you for being different
Year 3



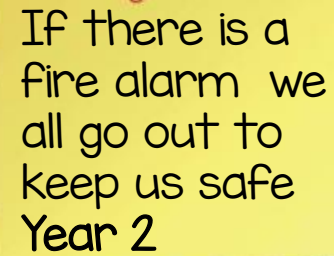
In Forest School
we learn survival
strategies and
how to
extinguish fires.
Year 4



In Science we
learn about
doing
experiments
safely.
Year 4



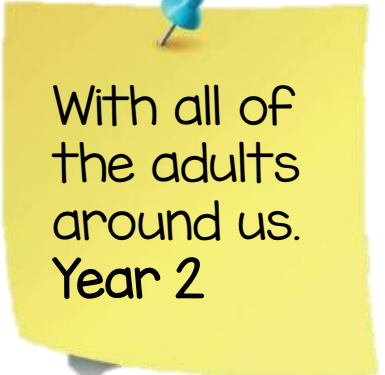
PSHE
Year 4



If there is a
fire alarm we
all go out to
keep us safe
Year 2



By playing
with my
friends
Year 2



With all of
the adults
around us.
Year 2



Are there any safe places in school?

On the
playground
Rec

Your
classroom
Year 1

You are
safe with a
teacher
Rec

The Haven
Year 5

Our
classroom
Year 5

The
playground
Year 5

The Reception
Area because
there is always
an adult there
Year 6


The book cabin
because it's a
nice quiet space
and you can
take time out to
reflect
Year 6

Outside seating are
outside the
classroom because I
can get on with my
learning when I need
a quieter space
Year 6


Mrs Lee's office
because I feel
more relaxed
when you have
done something
wrong
Year 6




In the
staffroom.
Year 4




In the
classroom
Year 3




In the lunch
hall
Year 3



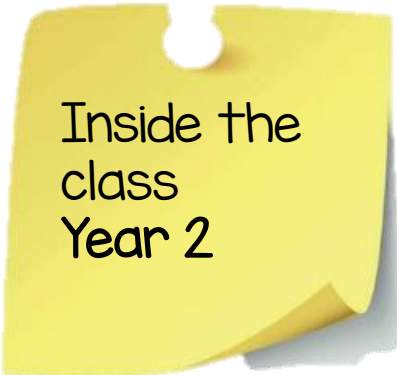
In the
toilets
Year 3




On the
playground
Year 3




Field because
you don't hurt
yourself
Year 2



Inside the
class
Year 2



Lunch Hall
Year 2



On the
playground
Year 2



Are there any unsafe places in school?

Going out of
the gate on
your own
Year 1

Hiding
from the
teachers
isn't safe
Rec

The car park
Rec

Behind the red
barriers
Year 5

Over the
fence
Year 5

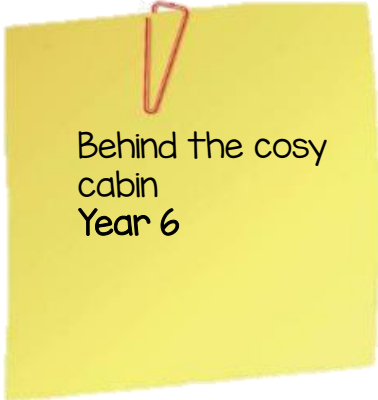
On the field
in bad
weather
Year 5

Offices
Year 5

The field without
permission or an
adult
Year 6

Underneath the
trees on the field
in case they fall
down
Year 6

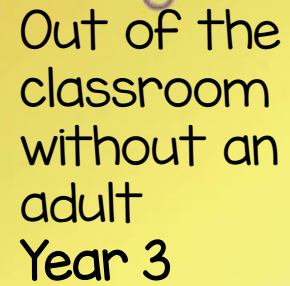
Sometimes the
playground if it is
slippery or there is
a ball flying at me
Year 6



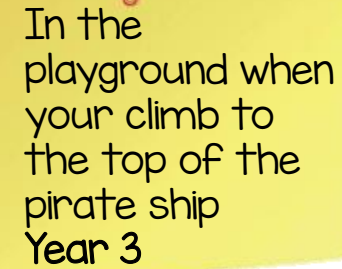
Behind the cosy
cabin
Year 6



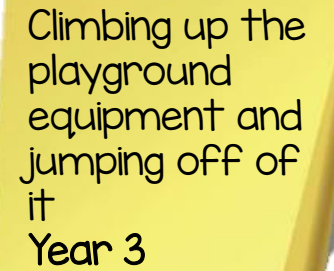
The girls
bathroom
because some
people try to
scare you when
you go in
Year 6



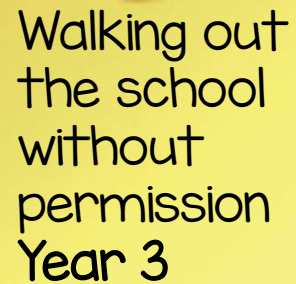
Out of the
classroom
without an
adult
Year 3



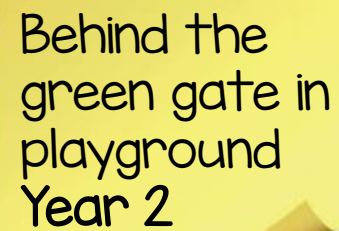
In the
playground when
your climb to
the top of the
pirate ship
Year 3



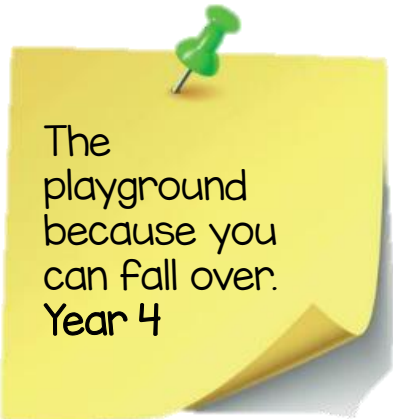
Climbing up the
playground
equipment and
jumping off of
it
Year 3




Walking out
the school
without
permission
Year 3



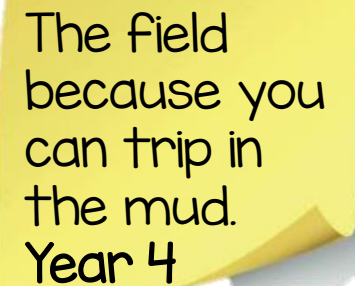
Behind the
green gate in
playground
Year 2



The
playground
because you
can fall over.
Year 4



The toilets.
Year 4



The field
because you
can trip in
the mud.
Year 4

Are all areas of the playground supervised?

Behind the wall
Rec

If you go behind the gates
Year 1

Not in the toy shed with the bikes
Year 6

Not always near the basket ball hoop on the side
Year 6

Not always near the 'hallway' near the reception outdoor area
Year 6

Children in reception need to stay on the playground
Year 3

Behind the red barriers
Year 3

If you are inside the school during play and lunch times
Year 3

Behind the cabin.
Year 4

Under the benches.
Year 4

Behind the
Pirate Ship.
Year 4


It's safe
as there
are adults
Year 2

Not all -
sometimes
teachers are
not near the
red gates
Year 5

Top of the
steps
Year 5



What makes a good friend?



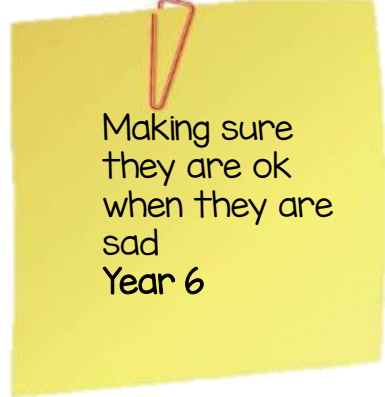
Hold hands
with people
Year 1



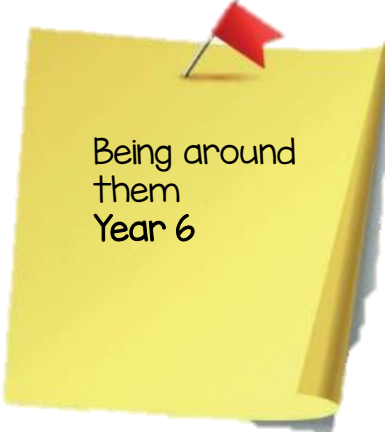
Being kind
to
everyone
Rec



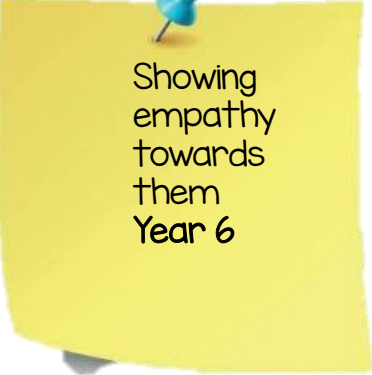
Playing
with
people
Rec



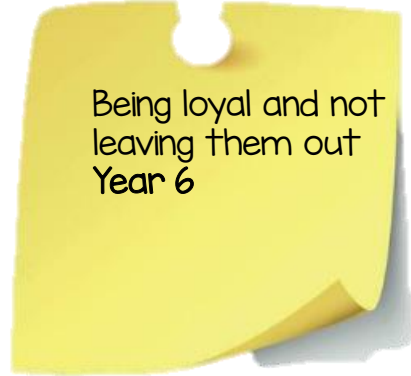
Making sure
they are ok
when they are
sad
Year 6



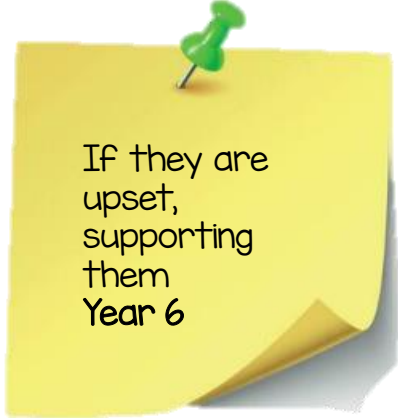
Being around
them
Year 6



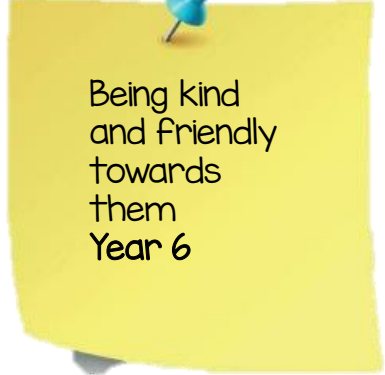
Showing
empathy
towards
them
Year 6



Being loyal and not
leaving them out
Year 6



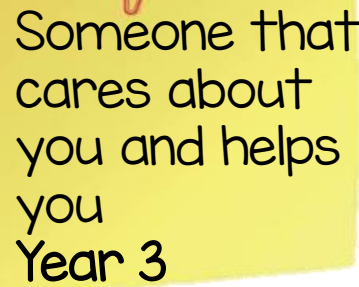
If they are
upset,
supporting
them
Year 6



Being kind
and friendly
towards
them
Year 6




If you are
kind and
respectful
Year 3



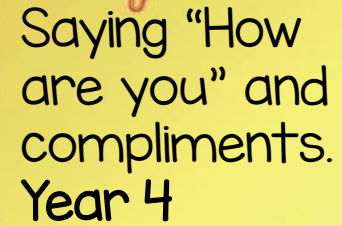
Someone that
cares about
you and helps
you
Year 3



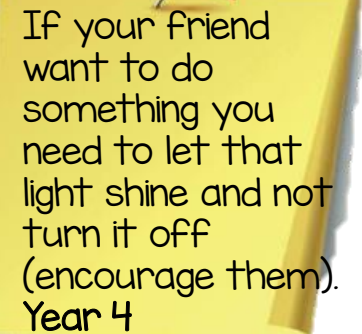
If you want to
have a friend
you need to
respect them
and be nice
Year 3




Welcoming
them to
the class.
Year 4




Saying "How
are you" and
compliments.
Year 4



If your friend
want to do
something you
need to let that
light shine and not
turn it off
(encourage them).
Year 4



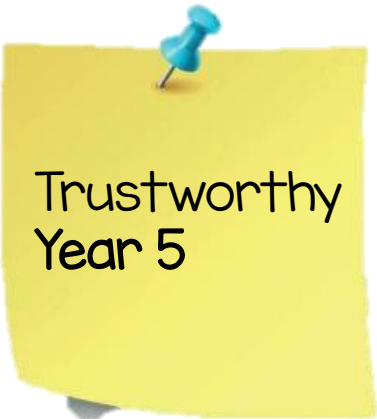
If they
fall over,
help them
up.
Year 4



You can
rely on
them
Year 5



Talking
together
Year 5



Trustworthy
Year 5



What would you do if another pupil wasn't being a good friend to you?

Look
after my
friends
Rec

Tell a
teacher
Year 1

Tell an adult
with a green
lanyard
Year 1

Tell a teacher
Year 6

Tell someone
that you trust
Year 6


Leave them
alone and
hope they
reflect and
can
apologise
Year 6

Ignore them,
if it gets
worse tell an
adult
Year 6


Reflect on my
own actions too
Year 6

Walk away
and tell
and adult
Year 3

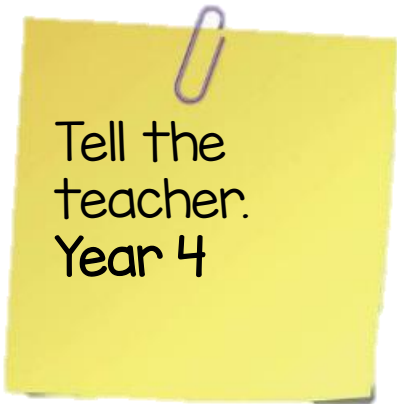
Tell your
teacher
Year 3



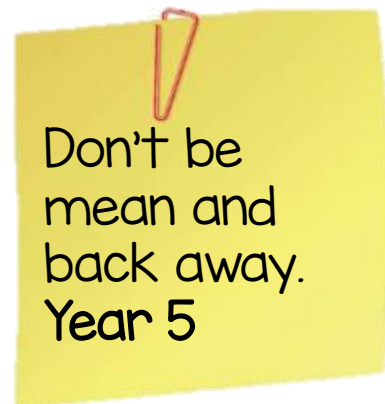
Tell an adult
with a green
lanyard
Year 3




Find another
friend.
Year 4



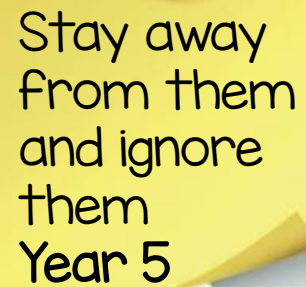
Tell the
teacher.
Year 4




Don't be
mean and
back away.
Year 5



Tell an adult
Year 5



Stay away
from them
and ignore
them
Year 5



Tell them
how to be
kind
Year 5



What do you learn in the curriculum about what makes a good friend?

Watching others being good friends
Year 1

In books there are kindness which we can find more about being kind
Rec

Always include everyone, never leave anyone out
Year 6

NO OUTSIDERS!
Year 6

Anti-bullying ambassadors are there to support you
Year 6


Friendship buddies are there to be your friend
Year 6

The worry box is a safe place that we can share worries
Year 6


To not be a bully
Year 3

In PSHE lessons you learn how to respect others
Year 3

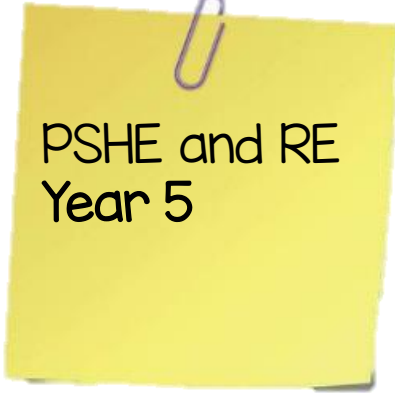
To be kind
Year 3




Sit with
them and
play with
them.
Year 4



Share toys
with each
other.
Year 4



PSHE and RE
Year 5



Lyfta
Year 5



If a friend told you they were feeling worried about being bullied online (some being nasty to them, threatening to share images of them etc), could you speak to a member of staff at school? Do you know what to do? What would you do?

Tell an adult
about this
Year 6

Block them
off your
game and
leave the
game
Year 6

Block them
and report
them so that
someone can
find out, I
would then
tell an adult
Year 6

Call the
police if
necessary
Year 6

Tell a
parent at
home
Year 3

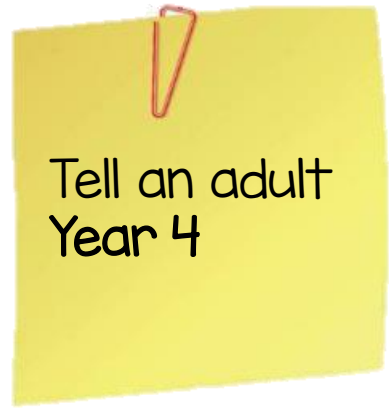
If you know
who was
being a bully
you could ask
them to stop
Year 3

Walk away
from
someone who
is being mean
Year 3

You could
call the
police
Year 3

Don't try and
sort it out
yourself, it
might get
worse
Year 5

Tell a
teacher or
an adult at
school.
Year 5



Tell an adult
Year 4



A girl is being pestered by a boy at school who is calling her names, being rude to her, blowing kisses at her etc It is making her upset, and it is getting worse. If staff saw this, what would they do? Would you feel able to help the girl, or tell a member of staff?

A staff member would talk to the boy and talk them privately, talk to Mrs Lee
Year 6

I would speak to the boy and tell them to stop, tell the teacher to speak to their parents
Year 6

Staff would speak to their parents
Year 6

Tell the boy to stop
Year 3

Ask the boy to apologise for upsetting someone
Year 3

Make sure it wouldn't happen again but if they did not stop they might go to Mrs Lee
Year 3

Take their break time away
Year 3

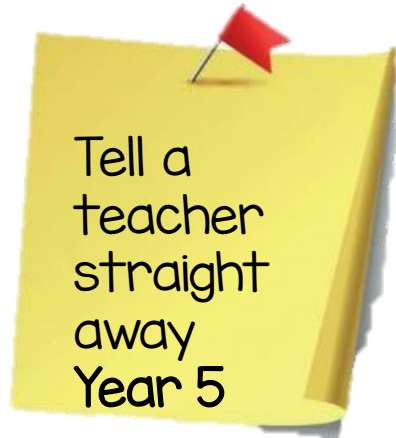
Tell their parents what is happening
Year 3

They would give a time out.
Year 4

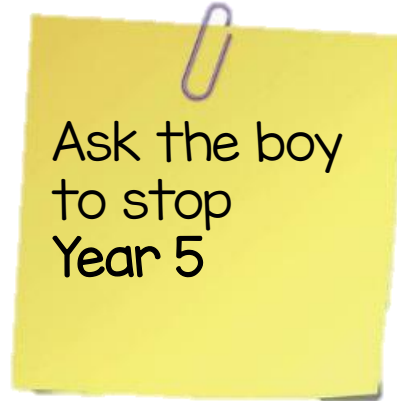
Speak to the boy's parents.
Year 4



Tell them off.
Year 4



Tell a
teacher
straight
away
Year 5



Ask the boy
to stop
Year 5



If you were not able to use your computer, tablet, online games etc, what would you do instead?

Play with my friends or family
Year 1

Play with my space hopper
Rec

Playing with fast car tracks
Year 1

Ask Mum to do baking or read books
Year 1

Play football
Year 6


Go outside and play on my trampoline
Year 6

Do some colouring
Year 6

Gymnastics
Year 6

Make up games to play and play with my sister
Year 6

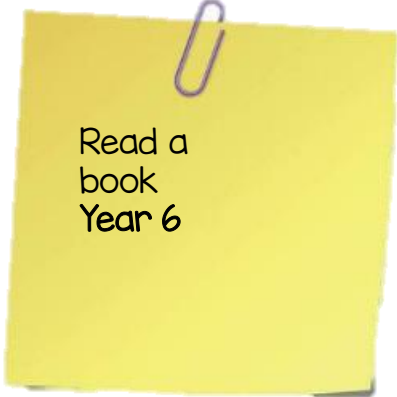
Go outdoors and play
Year 6



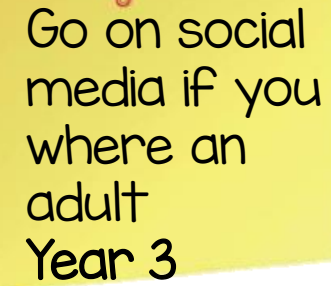
Play golf
Year 6




Painting
Year 6




Read a
book
Year 6




Go on social
media if you
where an
adult
Year 3




Go and
watch a
football
match
Year 3




Read 1
million
books
Year 3



Play tennis
Year 3




Play with
my pet.
Year 4



Go on a
bike ride.
Year 4



Do colouring.
Year 4



Doodle
Year 5



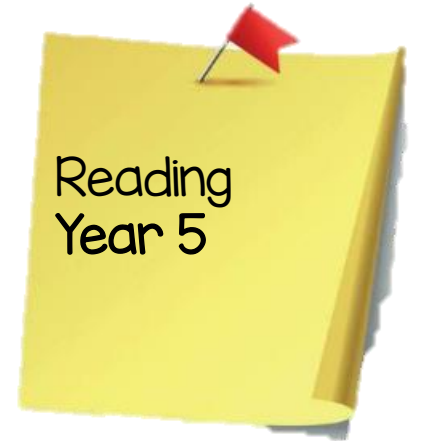
Gymnastic
s and
sports
Year 5



Sleep
Year 5



Fresh air
Year 5



Reading
Year 5

